



Midland Ski Club

Winter Race Series 2015



Special Slalom

Under 12's race 3

results

COMPETITION JURY

TECHNICAL DELEGATE
 CHIEF OF RACE HEMMING Shaun (MID)
 START REFEREE DEWISON Steve (MID)
 FINISH REFEREE UPTON Dave (MID)

WEATHER

CONDITIONS Dry, Cold

1st RUN

COURSESETTER WALKER Ed (MID)
 FORERUNNERS
 COURSE The Ackers
 GATES 10
 DIRECTIONS 10
 STARTING TIME R1 18.40 R2 19.15 R3 19.38

2nd RUN

LIST n°3

| Rank | Bib | Last Name | First Name | School | | Year | Cat | Run 1 | Run 2 | Run 3 | Time | Gap |
|------|-----|------------|------------|-----------------------|-------|------|-----|---------|---------|---------|--------------|-------|
| 1 | 29 | TEAGUE | Jack | | Ⓜ | 2004 | U12 | * 9.19 | * 9.20 | 9.39 | 18.39 | |
| 2 | 28 | DEEM | Charlie | Blakedown CE Primary | | 2005 | U12 | * 9.45 | * 9.37 | 9.48 | 18.82 | 0.43 |
| 3 | 1 | ORZEL | Emilia | | Ⓜ | 2006 | U10 | * 9.89 | 10.16 | * 10.15 | 20.04 | 1.65 |
| 4 | 20 | HEMMING | Anya | Studley Junior School | Ⓜ | 2005 | U12 | * 10.28 | * 10.27 | 10.40 | 20.55 | 2.16 |
| 5 | 19 | DENNISON | Hannah | Kingsley School | | 2004 | U12 | * 10.71 | 10.86 | * 10.54 | 21.25 | 2.86 |
| 6 | 17 | LAWTON | Emma | Kingsley School | | 2004 | U12 | 11.10 | * 11.03 | * 11.03 | 22.06 | 3.67 |
| 7 | 9 | ORZEL | Adam | | Ⓜ | 2008 | U10 | 11.54 | * 11.22 | * 11.26 | 22.48 | 4.09 |
| 8 | 5 | CHADWICK | Alex | | Ⓜ | 2007 | U10 | * 12.13 | 12.15 | * 12.03 | 24.16 | 5.77 |
| 9 | 13 | WEEKS | Toby | | Ⓜ | 2007 | U10 | 12.46 | * 12.31 | * 12.42 | 24.73 | 6.34 |
| 10 | 15 | SAINSBURY | Lucy | Kingsley School | | 2004 | U12 | 12.93 | * 12.44 | * 12.66 | 25.10 | 6.71 |
| 11 | 12 | BROOMHALL | Findley | | Ⓜ | 2007 | U10 | 13.62 | * 12.86 | * 12.44 | 25.30 | 6.91 |
| 12 | 31 | BLACKHURST | Harvey | Solihull School | | 2004 | U12 | * 12.87 | * 12.70 | 13.79 | 25.57 | 7.18 |
| 13 | 16 | BROOMHALL | Sophie | | Ⓜ | 2005 | U12 | 13.59 | * 13.20 | * 13.02 | 26.22 | 7.83 |
| 14 | 23 | JENNINGS | John | Solihull School | | 2004 | U12 | 14.37 | * 14.04 | * 14.06 | 28.10 | 9.71 |
| 15 | 18 | PENNY | Hannah | Kingsley School | | 2004 | U12 | 14.91 | * 14.46 | * 14.40 | 28.86 | 10.47 |
| 16 | 3 | JENNINGS | Erin | Solihull School | | 2006 | U10 | 15.62 | * 14.82 | * 14.69 | 29.51 | 11.12 |
| 17 | 7 | GALLAGHER | John | Solihull School | | 2007 | U10 | 15.73 | * 15.23 | * 15.12 | 30.35 | 11.96 |
| 18 | 26 | MOSS | Finley | | Ⓜ | 2005 | U12 | 15.87 | * 15.80 | * 15.01 | 30.81 | 12.42 |
| 19 | 6 | MOSS | William | | Ⓜ | 2008 | U10 | | * 15.57 | * 16.08 | 31.65 | 13.26 |
| 20 | 32 | CAPEWELL | Sophie | | | 2005 | U12 | | * 18.53 | * 16.40 | 34.93 | 16.54 |

Not classified

Did Not Start - Run 1 (8)

| | | | | | | |
|----|---------------|--------|-----------------|---|------|-----|
| 2 | FENNELL | Amber | | Ⓜ | 2007 | U10 |
| 8 | PARTON | Lewis | | Ⓜ | 2007 | U10 |
| 10 | CROFT | Jack | Solihull School | | 2007 | U10 |
| 11 | DAWSON-DYMOND | Shayne | | Ⓜ | 2009 | U10 |
| 21 | CROFT | Megan | Solihull School | | 2005 | U12 |
| 24 | SATCHELL | Beau | | Ⓜ | 2004 | U12 |
| 25 | WOOLEY | Kieran | | Ⓜ | 2005 | U12 |
| 30 | HORNE | Alex | Solihull School | | 2004 | U12 |



Midland Ski Club
Winter Race Series 2015
Special Slalom
Under 12's race 3
results

| Rank | Bib | Last Name | First Name | School | | Year | Cat | Run 1 | Run 2 | Run 3 | Time | Gap |
|------|-----|-----------|------------|--------|-------|------|-----|-------|-------|-------|------|-----|
|------|-----|-----------|------------|--------|-------|------|-----|-------|-------|-------|------|-----|

Disqualified - Run 1 (2)

| | | | | | | | | | | | | |
|----|----------|---------|--|--|-----------------------------------------------------------------------------------|------|-----|--|---------|---------|--|--|
| 6 | MOSS | William | | |  | 2008 | U10 | | * 15.57 | * 16.08 | | |
| 32 | CAPEWELL | Sophie | | | | 2005 | U12 | | * 18.53 | * 16.40 | | |

Did Not Start - Run 2 (8)

| | | | | | | | | | | | | |
|----|---------------|--------|-----------------|--|-----------------------------------------------------------------------------------|------|-----|--|--|--|--|--|
| 2 | FENNELL | Amber | | |  | 2007 | U10 | | | | | |
| 8 | PARTON | Lewis | | |  | 2007 | U10 | | | | | |
| 10 | CROFT | Jack | Solihull School | | | 2007 | U10 | | | | | |
| 11 | DAWSON-DYMOND | Shayne | | |  | 2009 | U10 | | | | | |
| 21 | CROFT | Megan | Solihull School | | | 2005 | U12 | | | | | |
| 24 | SATCHELL | Beau | | |  | 2004 | U12 | | | | | |
| 25 | WOOLEY | Kieran | | |  | 2005 | U12 | | | | | |
| 30 | HORNE | Alex | Solihull School | | | 2004 | U12 | | | | | |

Disqualified - Run 2 (1)

| | | | | | | | | | | | | |
|----|----------|------|-----------------|--|--|------|-----|---------|--|--|--|--|
| 27 | LITVENKO | Josh | Solihull School | | | 2005 | U12 | * 15.96 | | | | |
|----|----------|------|-----------------|--|--|------|-----|---------|--|--|--|--|

Did Not Start - Run 3 (8)

| | | | | | | | | | | | | |
|----|---------------|--------|-----------------|--|-------------------------------------------------------------------------------------|------|-----|--|--|--|--|--|
| 2 | FENNELL | Amber | | |  | 2007 | U10 | | | | | |
| 8 | PARTON | Lewis | | |  | 2007 | U10 | | | | | |
| 10 | CROFT | Jack | Solihull School | | | 2007 | U10 | | | | | |
| 11 | DAWSON-DYMOND | Shayne | | |  | 2009 | U10 | | | | | |
| 21 | CROFT | Megan | Solihull School | | | 2005 | U12 | | | | | |
| 24 | SATCHELL | Beau | | |  | 2004 | U12 | | | | | |
| 25 | WOOLEY | Kieran | | |  | 2005 | U12 | | | | | |
| 30 | HORNE | Alex | Solihull School | | | 2004 | U12 | | | | | |

Disqualified - Run 3 (1)

| | | | | | | | | | | | | |
|----|----------|------|-----------------|--|--|------|-----|---------|--|--|--|--|
| 27 | LITVENKO | Josh | Solihull School | | | 2005 | U12 | * 15.96 | | | | |
|----|----------|------|-----------------|--|--|------|-----|---------|--|--|--|--|



Midland Ski Club

Winter Race Series 2015



Special Slalom

Under 12'S race 3

results

COMPETITION JURY

TECHNICAL DELEGATE
 CHIEF OF RACE HEMMING Shaun (MID)
 START REFEREE DEWISON Steve (MID)
 FINISH REFEREE UPTON Dave (MID)

WEATHER

CONDITIONS Dry,Cold

1st RUN

COURSESETTER WALKER Ed (MID)
 FORERUNNERS
 COURSE The Ackers
 GATES 10
 DIRECTIONS 10
 STARTING TIME R1 18.40 R2 19.15 R3 19.38

2nd RUN

LIST n°3

| Rank | Bib | Last Name | First Name | School | | Year | Cat | Run 1 | Run 2 | Run 3 | Time | Gap |
|------|-----|-----------|------------|--------|-------|------|-----|-------|-------|-------|------|-----|
|------|-----|-----------|------------|--------|-------|------|-----|-------|-------|-------|------|-----|

U10/ Women

| | | | | | | | | | | | | |
|---|---|----------|--------|-----------------|--|------|-----|--------|---------|---------|--------------|------|
| 1 | 1 | ORZEL | Emilia | | | 2006 | U10 | * 9.89 | 10.16 | * 10.15 | 20.04 | |
| 2 | 3 | JENNINGS | Erin | Solihull School | | 2006 | U10 | 15.62 | * 14.82 | * 14.69 | 29.51 | 9.47 |

U10 / Men

| | | | | | | | | | | | | |
|---|----|----------|------|--|--|------|-----|---------|---------|---------|--------------|------|
| 1 | 9 | ORZEL | Adam | | | 2008 | U10 | 11.54 | * 11.22 | * 11.26 | 22.48 | |
| 2 | 5 | CHADWICK | Alex | | | 2007 | U10 | * 12.13 | 12.15 | * 12.03 | 24.16 | 1.68 |
| 3 | 13 | WEEKS | Toby | | | 2007 | U10 | 12.46 | * 12.31 | * 12.42 | 24.73 | 2.25 |

U12 / Women

| | | | | | | | | | | | | |
|---|----|----------|--------|-----------------------|--|------|-----|---------|---------|---------|--------------|------|
| 1 | 20 | HEMMING | Anya | Studley Junior School | | 2005 | U12 | * 10.28 | * 10.27 | 10.40 | 20.55 | |
| 2 | 19 | DENNISON | Hannah | Kingsley School | | 2004 | U12 | * 10.71 | 10.86 | * 10.54 | 21.25 | 0.70 |
| 3 | 17 | LAWTON | Emma | Kingsley School | | 2004 | U12 | 11.10 | * 11.03 | * 11.03 | 22.06 | 1.51 |

U12 / Men

| | | | | | | | | | | | | |
|---|----|------------|---------|----------------------|--|------|-----|---------|---------|-------|--------------|------|
| 1 | 29 | TEAGUE | Jack | | | 2004 | U12 | * 9.19 | * 9.20 | 9.39 | 18.39 | |
| 2 | 28 | DEEM | Charlie | Blakedown CE Primary | | 2005 | U12 | * 9.45 | * 9.37 | 9.48 | 18.82 | 0.43 |
| 3 | 31 | BLACKHURST | Harvey | Solihull School | | 2004 | U12 | * 12.87 | * 12.70 | 13.79 | 25.57 | 7.18 |





Not classified

Did Not Start - Run 1 (8)

| | | | | | | | | | | | | |
|---|---------|-------|--|--|--|------|-----|--|--|--|--|--|
| 2 | FENNELL | Amber | | | | 2007 | U10 | | | | | |
|---|---------|-------|--|--|--|------|-----|--|--|--|--|--|








Midland Ski Club
Winter Race Series 2015
Special Slalom
Under 12's race 3
results

| Rank | Bib | Last Name | First Name | School | | Year | Cat | Run 1 | Run 2 | Run 3 | Time | Gap |
|------|---------------|-----------|-----------------|--------|-----------------------------------------------------------------------------------|------|-----|-------|-------|-------|------|-----|
| 8 | PARTON | Lewis | | |  | 2007 | U10 | | | | | |
| 10 | CROFT | Jack | Solihull School | | | 2007 | U10 | | | | | |
| 11 | DAWSON-DYMOND | Shayne | | |  | 2009 | U10 | | | | | |
| 21 | CROFT | Megan | Solihull School | | | 2005 | U12 | | | | | |
| 24 | SATCHELL | Beau | | |  | 2004 | U12 | | | | | |
| 25 | WOOLEY | Kieran | | |  | 2005 | U12 | | | | | |
| 30 | HORNE | Alex | Solihull School | | | 2004 | U12 | | | | | |

Disqualified - Run 1 (2)

| | | | | | | | | | | | | |
|----|----------|---------|--|--|-----------------------------------------------------------------------------------|------|-----|--|---------|---------|--|--|
| 6 | MOSS | William | | |  | 2008 | U10 | | * 15.57 | * 16.08 | | |
| 32 | CAPEWELL | Sophie | | | | 2005 | U12 | | * 18.53 | * 16.40 | | |





Did Not Start - Run 2 (8)

| | | | | | | | | | | | | |
|----|---------------|--------|-----------------|--|-----------------------------------------------------------------------------------|------|-----|--|--|--|--|--|
| 2 | FENNELL | Amber | | |  | 2007 | U10 | | | | | |
| 8 | PARTON | Lewis | | |  | 2007 | U10 | | | | | |
| 10 | CROFT | Jack | Solihull School | | | 2007 | U10 | | | | | |
| 11 | DAWSON-DYMOND | Shayne | | |  | 2009 | U10 | | | | | |
| 21 | CROFT | Megan | Solihull School | | | 2005 | U12 | | | | | |
| 24 | SATCHELL | Beau | | |  | 2004 | U12 | | | | | |
| 25 | WOOLEY | Kieran | | |  | 2005 | U12 | | | | | |
| 30 | HORNE | Alex | Solihull School | | | 2004 | U12 | | | | | |

Disqualified - Run 2 (1)

| | | | | | | | | | | | | |
|----|----------|------|-----------------|--|--|------|-----|---------|--|--|--|--|
| 27 | LITVENKO | Josh | Solihull School | | | 2005 | U12 | * 15.96 | | | | |
|----|----------|------|-----------------|--|--|------|-----|---------|--|--|--|--|

Did Not Start - Run 3 (8)

| | | | | | | | | | | | | |
|----|---------------|--------|-----------------|--|-------------------------------------------------------------------------------------|------|-----|--|--|--|--|--|
| 2 | FENNELL | Amber | | |  | 2007 | U10 | | | | | |
| 8 | PARTON | Lewis | | |  | 2007 | U10 | | | | | |
| 10 | CROFT | Jack | Solihull School | | | 2007 | U10 | | | | | |
| 11 | DAWSON-DYMOND | Shayne | | |  | 2009 | U10 | | | | | |
| 21 | CROFT | Megan | Solihull School | | | 2005 | U12 | | | | | |
| 24 | SATCHELL | Beau | | |  | 2004 | U12 | | | | | |
| 25 | WOOLEY | Kieran | | |  | 2005 | U12 | | | | | |
| 30 | HORNE | Alex | Solihull School | | | 2004 | U12 | | | | | |

Disqualified - Run 3 (1)

| | | | | | | | | | | | | |
|----|----------|------|-----------------|--|--|------|-----|---------|--|--|--|--|
| 27 | LITVENKO | Josh | Solihull School | | | 2005 | U12 | * 15.96 | | | | |
|----|----------|------|-----------------|--|--|------|-----|---------|--|--|--|--|



Midland Ski Club

Winter Race Series 2015



Special Slalom

Over 12's race 3

results

COMPETITION JURY

TECHNICAL DELEGATE
 CHIEF OF RACE HEMMING Shaun (MID)
 START REFEREE DEWISON Steve (MID)
 FINISH REFEREE UPTON Dave (MID)

WEATHER

CONDITIONS Dry, Cold
 SNOW (cell started misting after bib 82 r1)

1st RUN

COURSESETTER WALKER Ed (MID)
 FORERUNNERS
 COURSE The Ackers
 GATES 10
 DIRECTIONS 10
 STARTING TIME R1 18.53 R2 19.24 R3 19.48

2nd RUN

LIST n°3

| Rank | Bib | Last Name | First Name | SCH | Club | Year | Cat | Run 1 | Run 2 | Run 3 | Time | Gap |
|------|-----|------------|------------|-----|------|------|------|---------|---------|---------|--------------|------|
| 1 | 90 | DEWISON | Sam | | MID | 1998 | U19 | 8.73 | * 8.63 | * 8.68 | 17.31 | |
| 2 | 86 | LAWRENCE | Tom | SOL | MID | 1999 | U19 | 8.72 | * 8.68 | * 8.68 | 17.36 | 0.05 |
| 3 | 71 | UPTON | Thomas | | MID | 2001 | U16 | 8.90 | * 8.84 | * 8.82 | 17.66 | 0.35 |
| 4 | 72 | HEMMING | Ethan | STH | MID | 2001 | U16 | 8.90 | * 8.81 | * 8.87 | 17.68 | 0.37 |
| 5 | 94 | DELLER | Lucy | | MID | 1996 | Open | 9.24 | * 8.95 | * 8.98 | 17.93 | 0.62 |
| 6 | 49 | JACKSON | Ellie | | MID | 2002 | U14 | 9.37 | * 9.13 | * 9.20 | 18.33 | 1.02 |
| 7 | 59 | SHAKESHAFT | James | SOL | MID | 2003 | U14 | 10.35 | * 9.96 | * 10.04 | 20.00 | 2.69 |
| 8 | 69 | JINKS | Thomas | | MID | 2001 | U16 | 10.86 | * 10.16 | * 10.10 | 20.26 | 2.95 |
| 9 | 42 | GILES | Ella | SOL | MID | 2003 | U14 | * 10.39 | * 10.30 | 10.43 | 20.69 | 3.38 |
| 10 | 68 | RINDL | Ben | | MID | 2001 | U16 | 10.56 | * 10.38 | * 10.35 | 20.73 | 3.42 |
| 11 | 56 | DALY | George | SOL | | 2002 | U14 | * 10.58 | * 10.46 | 10.64 | 21.04 | 3.73 |
| 12 | 58 | CLOVER | Macauley | | MID | 2002 | U14 | * 10.75 | 10.88 | * 10.63 | 21.38 | 4.07 |
| 13 | 76 | PACE | Fliss | KIN | | 1999 | U19 | 11.33 | * 11.14 | * 11.06 | 22.20 | 4.89 |
| 14 | 40 | WEIR | Trinity | | MID | 2002 | U14 | * 11.29 | * 11.31 | 11.38 | 22.60 | 5.29 |
| 15 | 89 | JOHNSON | Alex | SOL | | 1999 | U19 | * 11.39 | * 11.28 | | 22.67 | 5.36 |
| 15 | 78 | PHILLIPS | Carys | HOE | MID | 1999 | U19 | 11.67 | * 11.50 | * 11.17 | 22.67 | 5.36 |
| 17 | 74 | BROWN | Eliza | KIN | | 1999 | U19 | * 11.42 | * 11.33 | 18.37 | 22.75 | 5.44 |
| 17 | 53 | GILES | Dan | SOL | MID | 2003 | U14 | * 11.35 | 11.44 | * 11.40 | 22.75 | 5.44 |
| 19 | 65 | SINCLAIR | Tabatha | KIN | | 2001 | U16 | 12.00 | * 11.68 | * 11.76 | 23.44 | 6.13 |
| 20 | 60 | CARE | James | | MID | 2002 | U14 | | * 12.11 | * 11.85 | 23.96 | 6.65 |
| 21 | 57 | BLACKHURST | Fraser | SOL | | 2002 | U14 | 12.27 | * 12.06 | * 11.98 | 24.04 | 6.73 |
| 22 | 43 | GOLDWIN | Cecilia | KIN | | 2003 | U14 | 13.60 | * 13.13 | * 12.63 | 25.76 | 8.45 |
| 23 | 64 | WILLIAMSON | Lily | KIN | | 2001 | U16 | * 13.04 | * 13.10 | 13.27 | 26.14 | 8.83 |
| 24 | 44 | JAMES | Bella | SOL | | 2003 | U14 | * 13.21 | 13.36 | * 13.03 | 26.24 | 8.93 |
| 25 | 47 | TEAGUE | Isabella | | MID | 2003 | U14 | * 13.17 | 13.52 | * 13.23 | 26.40 | 9.09 |
| 26 | 79 | HOLBROOK | Lily | KIN | | 1998 | U19 | * 13.50 | 13.50 | * 13.37 | 26.87 | 9.56 |



Midland Ski Club
Winter Race Series 2015
Special Slalom
Over 12's race 3
results

| Rank | Bib | Last Name | First Name | SCH | Club | Year | Cat | Run 1 | Run 2 | Run 3 | Time | Gap |
|------|-----|-----------|------------|-----|------|------|------|---------|---------|---------|--------------|-------|
| 27 | 82 | HOBSON | Lara | KIN | | 1999 | U19 | 14.06 | * 13.46 | * 13.43 | 26.89 | 9.58 |
| 28 | 62 | HATTON | Millie | KIN | | 2000 | U16 | 14.20 | * 13.80 | * 13.92 | 27.72 | 10.41 |
| 29 | 98 | BEECH | David | | | 1960 | Open | 15.39 | * 14.32 | * 13.73 | 28.05 | 10.74 |
| 30 | 50 | CHAPMAN | Lorenza | KIN | | 2003 | U14 | * 14.40 | * 14.14 | 14.58 | 28.54 | 11.23 |
| 31 | 75 | HOBSON | Millie | KIN | | 1999 | U19 | 14.87 | * 14.77 | * 14.81 | 29.58 | 12.27 |
| 32 | 45 | OAKES | Aysha | | MID | 2002 | U14 | 16.47 | * 15.84 | * 15.27 | 31.11 | 13.80 |
| 33 | 54 | TALBOT | Jack | SOL | | 2002 | U14 | * 13.37 | | * 19.87 | 33.24 | 15.93 |
| 34 | 52 | LYTH | Ben | SOL | | 2002 | U14 | | * 19.15 | * 18.72 | 37.87 | 20.56 |

Not classified

Did Not Start - Run 1 (19)

| | | | | | | |
|----|-------------|---------|-----|-----|------|------|
| 41 | HOOPER | Sian | KIN | | 2002 | U14 |
| 46 | SANDERSON | Maddie | KIN | | 2002 | U14 |
| 48 | CAPEWELL | Eden | SOL | | 2002 | U14 |
| 55 | BAGSHAW | Toby | SOL | | 2002 | U14 |
| 61 | AUSTIN | Holly | KIN | | 2001 | U16 |
| 63 | MAYHEW | Jessica | HOE | MID | 2000 | U16 |
| 67 | WEEKES | Oliver | | MID | 2001 | U16 |
| 70 | ALIWELL | Daniel | OLD | | 2001 | U16 |
| 77 | BASKERVILLE | Maddy | KIN | | 1998 | U19 |
| 80 | EATON | Freya | KIN | | 1998 | U19 |
| 81 | JONES | Carys | KIN | | 1999 | U19 |
| 83 | NEWBOULT | Helena | SOL | MID | 1998 | U19 |
| 84 | TOUTANT | Noemie | KIN | | 1999 | U19 |
| 88 | TARRANT | Toby | | MID | 1997 | U19 |
| 92 | ELGY | Gerry | | MID | 1954 | Open |
| 93 | MIDDLETON | Amy | | MID | 1996 | Open |
| 95 | WIGFIELD | Phil | | MID | 1990 | Open |
| 96 | ELGY | John | AST | MID | 1955 | Open |
| 97 | ELGY | James | | MID | 1993 | Open |

Disqualified - Run 1 (3)

| | | | | | | | | | |
|----|--------|-------|-----|--|------|------|-----|---------|---------|
| 52 | LYTH | Ben | SOL | | 2002 | U14 | | * 19.15 | * 18.72 |
| 60 | CARE | James | | | MID | 2002 | U14 | * 12.11 | * 11.85 |
| 87 | LILLEY | Jem | WOO | | 1997 | U19 | | | |

Did Not Start - Run 2 (19)

| | | | | | | |
|----|-----------|---------|-----|-----|------|-----|
| 41 | HOOPER | Sian | KIN | | 2002 | U14 |
| 46 | SANDERSON | Maddie | KIN | | 2002 | U14 |
| 48 | CAPEWELL | Eden | SOL | | 2002 | U14 |
| 55 | BAGSHAW | Toby | SOL | | 2002 | U14 |
| 61 | AUSTIN | Holly | KIN | | 2001 | U16 |
| 63 | MAYHEW | Jessica | HOE | MID | 2000 | U16 |
| 67 | WEEKES | Oliver | | MID | 2001 | U16 |

Midland Ski Club
Winter Race Series 2015
Special Slalom
Over 12's race 3
results

| Rank | Bib | Last Name | First Name | SCH | Club | Year | Cat | Run 1 | Run 2 | Run 3 | Time | Gap |
|------|-----|-------------|------------|-----|------|------|------|-------|-------|-------|------|-----|
| | 70 | ALIWELL | Daniel | OLD | | 2001 | U16 | | | | | |
| | 77 | BASKERVILLE | Maddy | KIN | | 1998 | U19 | | | | | |
| | 80 | EATON | Freya | KIN | | 1998 | U19 | | | | | |
| | 81 | JONES | Carys | KIN | | 1999 | U19 | | | | | |
| | 83 | NEWBOULT | Helena | SOL | MID | 1998 | U19 | | | | | |
| | 84 | TOUTANT | Noemie | KIN | | 1999 | U19 | | | | | |
| | 88 | TARRANT | Toby | | MID | 1997 | U19 | | | | | |
| | 92 | ELGY | Gerry | | MID | 1954 | Open | | | | | |
| | 93 | MIDDLETON | Amy | | MID | 1996 | Open | | | | | |
| | 95 | WIGFIELD | Phil | | MID | 1990 | Open | | | | | |
| | 96 | ELGY | John | AST | MID | 1955 | Open | | | | | |
| | 97 | ELGY | James | | MID | 1993 | Open | | | | | |

Did Not Finish - Run 2 (1)

| | | | | | | | | | | | | |
|--|----|--------|------|-----|--|------|-----|---------|--|---------|--|--|
| | 54 | TALBOT | Jack | SOL | | 2002 | U14 | * 13.37 | | * 19.87 | | |
|--|----|--------|------|-----|--|------|-----|---------|--|---------|--|--|

Disqualified - Run 2 (1)

| | | | | | | | | | | | | |
|--|----|--------|-----|-----|--|------|-----|--|--|--|--|--|
| | 87 | LILLEY | Jem | WOO | | 1997 | U19 | | | | | |
|--|----|--------|-----|-----|--|------|-----|--|--|--|--|--|

Did Not Start - Run 3 (20)

| | | | | | | | | | | | | |
|--|----|-------------|---------|-----|-----|------|------|---------|--|---------|--|--|
| | 41 | HOOPER | Sian | KIN | | 2002 | U14 | | | | | |
| | 46 | SANDERSON | Maddie | KIN | | 2002 | U14 | | | | | |
| | 48 | CAPEWELL | Eden | SOL | | 2002 | U14 | | | | | |
| | 55 | BAGSHAW | Toby | SOL | | 2002 | U14 | | | | | |
| | 61 | AUSTIN | Holly | KIN | | 2001 | U16 | | | | | |
| | 63 | MAYHEW | Jessica | HOE | MID | 2000 | U16 | | | | | |
| | 67 | WEEKES | Oliver | | MID | 2001 | U16 | | | | | |
| | 70 | ALIWELL | Daniel | OLD | | 2001 | U16 | | | | | |
| | 77 | BASKERVILLE | Maddy | KIN | | 1998 | U19 | | | | | |
| | 80 | EATON | Freya | KIN | | 1998 | U19 | | | | | |
| | 81 | JONES | Carys | KIN | | 1999 | U19 | | | | | |
| | 83 | NEWBOULT | Helena | SOL | MID | 1998 | U19 | | | | | |
| | 84 | TOUTANT | Noemie | KIN | | 1999 | U19 | | | | | |
| | 88 | TARRANT | Toby | | MID | 1997 | U19 | | | | | |
| | 89 | JOHNSON | Alex | SOL | | 1999 | U19 | * 11.39 | | * 11.28 | | |
| | 92 | ELGY | Gerry | | MID | 1954 | Open | | | | | |
| | 93 | MIDDLETON | Amy | | MID | 1996 | Open | | | | | |
| | 95 | WIGFIELD | Phil | | MID | 1990 | Open | | | | | |
| | 96 | ELGY | John | AST | MID | 1955 | Open | | | | | |
| | 97 | ELGY | James | | MID | 1993 | Open | | | | | |

Disqualified - Run 3 (1)

| | | | | | | | | | | | | |
|--|----|--------|-----|-----|--|------|-----|--|--|--|--|--|
| | 87 | LILLEY | Jem | WOO | | 1997 | U19 | | | | | |
|--|----|--------|-----|-----|--|------|-----|--|--|--|--|--|



Midland Ski Club

Winter Race Series 2015



Special Slalom

Over 12's race 3

medals

COMPETITION JURY

TECHNICAL DELEGATE
 CHIEF OF RACE HEMMING Shaun (MID)
 START REFEREE DEWISON Steve (MID)
 FINISH REFEREE UPTON Dave (MID)

WEATHER

CONDITIONS Dry, Cold
 SNOW (cell started misting after bib 82 r1)

1st RUN

COURSESETTER WALKER Ed (MID)
 FORERUNNERS
 COURSE The Ackers
 GATES 10
 DIRECTIONS 10
 STARTING TIME R1 18.53 R2 19.24 R3 19.48

2nd RUN

LIST n°3

| Rank | Bib | Last Name | First Name | SCH | Club | Year | Cat | Run 1 | Run 2 | Run 3 | Time | Gap |
|------|-----|-----------|------------|-----|------|------|-----|-------|-------|-------|------|-----|
|------|-----|-----------|------------|-----|------|------|-----|-------|-------|-------|------|-----|

U14 / Men

| | | | | | | | | | | | | |
|---|----|------------|----------|-----|-----|------|-----|-------|-------|-------|--------------|------|
| 1 | 59 | SHAKESHAFT | James | SOL | MID | 2003 | U14 | 10.35 | 9.96 | 10.04 | 20.00 | |
| 2 | 56 | DALY | George | SOL | | 2002 | U14 | 10.58 | 10.46 | 10.64 | 21.04 | 1.04 |
| 3 | 58 | CLOVER | Macauley | | MID | 2002 | U14 | 10.75 | 10.88 | 10.63 | 21.38 | 1.38 |

U14 / Women

| | | | | | | | | | | | | |
|---|----|---------|---------|-----|-----|------|-----|-------|-------|-------|--------------|------|
| 1 | 49 | JACKSON | Ellie | | MID | 2002 | U14 | 9.37 | 9.13 | 9.20 | 18.33 | |
| 2 | 42 | GILES | Ella | SOL | MID | 2003 | U14 | 10.39 | 10.30 | 10.43 | 20.69 | 2.36 |
| 3 | 40 | WEIR | Trinity | | MID | 2002 | U14 | 11.29 | 11.31 | 11.38 | 22.60 | 4.27 |

U16 / Women

| | | | | | | | | | | | | |
|---|----|------------|---------|-----|--|------|-----|-------|-------|-------|--------------|------|
| 1 | 65 | SINCLAIR | Tabatha | KIN | | 2001 | U16 | 12.00 | 11.68 | 11.76 | 23.44 | |
| 2 | 64 | WILLIAMSON | Lily | KIN | | 2001 | U16 | 13.04 | 13.10 | 13.27 | 26.14 | 2.70 |
| 3 | 62 | HATTON | Millie | KIN | | 2000 | U16 | 14.20 | 13.80 | 13.92 | 27.72 | 4.28 |

U16 / Men

| | | | | | | | | | | | | |
|---|----|---------|--------|-----|-----|------|-----|------|------|------|--------------|------|
| 1 | 71 | UPTON | Thomas | | MID | 2001 | U16 | 8.90 | 8.84 | 8.82 | 17.66 | |
| 2 | 72 | HEMMING | Ethan | STH | MID | 2001 | U16 | 8.90 | 8.81 | 8.87 | 17.68 | 0.02 |



Midland Ski Club
Winter Race Series 2015
Special Slalom
Over 12's race 3
medals

| Rank | Bib | Last Name | First Name | SCH | Club | Year | Cat | Run 1 | Run 2 | Run 3 | Time | Gap |
|------|-----|-----------|------------|-----|------|------|-----|-------|-------|-------|--------------|------|
| 3 | 69 | JINKS | Thomas | | MID | 2001 | U16 | 10.86 | 10.16 | 10.10 | 20.26 | 2.60 |

U19 / Women

| | | | | | | | | | | | | |
|---|----|----------|-------|-----|-----|------|-----|-------|-------|-------|--------------|------|
| 1 | 76 | PACE | Fliss | KIN | | 1999 | U19 | 11.33 | 11.14 | 11.06 | 22.20 | |
| 2 | 78 | PHILLIPS | Carys | HOE | MID | 1999 | U19 | 11.67 | 11.50 | 11.17 | 22.67 | 0.47 |
| 3 | 74 | BROWN | Eliza | KIN | | 1999 | U19 | 11.42 | 11.33 | 18.37 | 22.75 | 0.55 |

U19 / Men

| | | | | | | | | | | | | |
|---|----|----------|------|-----|-----|------|-----|-------|-------|------|--------------|------|
| 1 | 90 | DEWISON | Sam | | MID | 1998 | U19 | 8.73 | 8.63 | 8.68 | 17.31 | |
| 2 | 86 | LAWRENCE | Tom | SOL | MID | 1999 | U19 | 8.72 | 8.68 | 8.68 | 17.36 | 0.05 |
| 3 | 89 | JOHNSON | Alex | SOL | | 1999 | U19 | 11.39 | 11.28 | | 22.67 | 5.36 |

Open / Women

| | | | | | | | | | | | | |
|---|----|--------|------|--|-----|------|------|------|------|------|--------------|--|
| 1 | 94 | DELLER | Lucy | | MID | 1996 | Open | 9.24 | 8.95 | 8.98 | 17.93 | |
|---|----|--------|------|--|-----|------|------|------|------|------|--------------|--|

Open / Men

| | | | | | | | | | | | | |
|---|----|-------|-------|--|--|------|------|-------|-------|-------|--------------|--|
| 1 | 98 | BEECH | David | | | 1960 | Open | 15.39 | 14.32 | 13.73 | 28.05 | |
|---|----|-------|-------|--|--|------|------|-------|-------|-------|--------------|--|