



MSC Schools Race 13th April 2008

Official Individual and Team Results





Midland Ski Club



Under 8 Female Individual

Criteria: Sum of Two Runs

Bib #	Forename	Surname	YOB	M / F	Age grp	First Run	Second Run	Fastest Run	Individual Time
114	Jessica	Mayhew	2000	1	U8	15.19	15.3	15.19	30.49
110	Jemima	Simson	2002	2	U8	22.4	23.17	22.4	45.57
139	Olivia	Pearce	2001	3	U8	29.18	19.71	19.71	48.89
121	Lauren	Barnes	2001	F	U8	25.88	23.54	23.54	49.42
146	Rachel	Mayhew	2002	F	U8	18.79	42.57	18.79	61.36
115	Jessie	Simson	2000	F	U8	17.18	dsq	17.18	





Midland Ski Club



Under 8 Male Individual

Criteria: Sum of Two Runs

Bib #	Forename	Surname	YOB	M / F	Age grp	First Run	Second Run	Fastest Run	Individual Time
122	Lewis	Smith	2000	1	U8	15.84	15.3	15.3	31.14
118	Jordan	Rigby	2000	2	U8	16.15	15.67	15.67	31.82
102	Jack	Barron	2000	3	U8	17.2	14.79	14.79	31.99
136	Nathan	Goldsby-Taylor	2000	M	U8	16.83	15.63	15.63	32.46
116	Joe	Hunt	2000	M	U8	16.71	16.74	16.71	33.45
160	Scott	Johns	2003	M	U8	18.4	17.63	17.63	36.03
132	Morgan	Hammond	2001	M	U8	20.07	17.39	17.39	37.46
83	Edward	Macpherson	2001	M	U8	21.5	18.15	18.15	39.65
135	Nathan	Smith	2002	M	U8	19.65	20.12	19.65	39.77
168	William	Smith	2002	M	U8	18.95	31.16	18.95	50.11
127	Luke	Mansell	2000	M	U8	16.42	dsq	16.42	
142	Owen	Johns	2001	M	U8	dsq	15.12	15.12	
95	Hadlee	Porter	2002	M	U8	dsq	24.75	24.75	



Midland Ski Club



Under 10 Female Individual

Criteria: Sum of Two Runs

Bib #	Forename	Surname	YOB	M / F	Age grp	First Run	Second Run	Fastest Run	Individual Time
92	Freya	Eaton	1998	1	U10	12.09	12.23	12.09	24.32
49	Holly	Needham	1999	2	U10	18.59	17.33	17.33	35.92
70	Beth	Pearce	1998	3	U10	18.92	17.46	17.46	36.38
161	Sophie	Barlow	1998	F	U10	22.25	18.69	18.69	40.94
130	Molly	Griffiths	1999	1	U10	23.23	21.04	21.04	44.27
90	Melissa	Yuan	1999	F	U10	20.55	23.97	20.55	44.52
47	Amelia	Burchall	1999	F	U10	dnf	dnf	0	
164	Ruby	Griffin	1998	F	U10	16.53	dsq	16.53	

Molly Griffiths winning U10 Special Needs Gold Medal





Midland Ski Club



Criteria: Sum of Two Runs

Under 10 Male Individual

Bib #	Forename	Surname	YOB	M / F	Age grp	First Run	Second Run	Fastest Run	Individual Time
159	Sam	Doherty	1999	1	U10	14.27	14.12	14.12	28.39
117	Jonty	Simson	1998	2	U10	15.27	15.9	15.27	31.17
89	Ewan	Bell	1998	3	U10	15.66	15.81	15.66	31.47
152	Thomas	Lawrence	1999	M	U10	16.25	15.47	15.47	31.72
155	Sam	Mansell	1998	M	U10	16.49	16.4	16.4	32.89
45	Alex	McPherson	1998	M	U10	19.26	18.25	18.25	37.51
163	Steven	Floyd	1999	M	U10	17.28	41.52	17.28	58.8
123	Liam	McSorley	1999	M	U10	dsq	16.85	16.85	





Midland Ski Club



Under 12 Female Individual

Criteria: Sum of Two Runs

Bib #	Forename	Surname	YOB	M / F	Age grp	First Run	Second Run	Fastest Run	Individual Time
153	Elizabeth	Thomas	1996	1	U12	11.02	10.91	10.91	21.93
151	Robyn	Doherty	1996	2	U12	13.52	13.52	13.52	27.04
88	Emma	Booker	1997	3	U12	14.76	15.25	14.76	30.01
50	Imogen	Waters	1997	F	U12	16.04	15.99	15.99	32.03
111	Jess	Beese	1996	F	U12	16.55	15.62	15.62	32.17
51	Lauren	Bennett	1996	F	U12	16.63	16.92	16.63	33.55
131	Molly	Griffin	1996	F	U12	16.93	16.78	16.78	33.71
165	Thori	Ingles	1997	F	U12	14.63	19.84	14.63	34.47
52	Erica	Harris	1997	F	U12	18.3	17.37	17.37	35.67
97	Holly	Henderson	1996	F	U12	19.93	18.63	18.63	38.56
98	Imogen	Goldsby-Taylor	1997	F	U12	20.91	19.72	19.72	40.63
76	Crystal	Wilkins	1997	F	U12	18.63	41	18.63	59.63






Midland Ski Club



Criteria: Sum of Two Runs

Under 12 Male Individual

Bib #	Forename	Surname	YOB	M / F	Age grp	First Run	Second Run	Fastest Run	Individual Time
137	Nicholas	Phelps	1997		U12	10.5	10.71	10.5	21.21
140	Ollie	Eaton	1996		U12	11.52	10.99	10.99	22.51
156	Sam	Smith	1997		U12	11.17	11.54	11.17	22.71
94	Duncan	Thorley	1997	M	U12	13.87	13.73	13.73	27.6
43	Will	Field	1996	M	U12	13.6	14.79	13.6	28.39
84	Elliot	Smith	1996	M	U12	14.75	15.05	14.75	29.8
106	James	Wiseman	1996	M	U12	14.75	15.25	14.75	30
162	Stephen	Lee	1996	M	U12	15.88	15.1	15.1	30.98
61	Jonny	Foulkes	1996	M	U12	16.04	15.39	15.39	31.43
93	George	Hunter	1996	M	U12	16.62	16.18	16.18	32.8
128	Matthew	Barlow	1997	M	U12	17.06	16.74	16.74	33.8
44	Alex	Spicer	1996	M	U12	17.12	16.69	16.69	33.81
103	Jack	Barry	1996	M	U12	18.78	18	18	36.78
108	James	Newbold	1996	M	U12	15.84	dsq	15.84	
68	Asher	Lines	1996	M	U12	dnf	dnf	0	
60	Zak	Nolan	1996	M	U12	dsq	14.22	14.22	
62	Harry	Stevens	1996	M	U12	15.61	DNF	15.61	



Midland Ski Club



Under 14 Female Individual

Criteria: Sum of Two Runs

Bib #	Forename	Surname	YOB	M / F	Age grp	First Run	Second Run	Fastest Run	Individual Time
41	Abbie	Williams	1995	1	U14	13.81	13.96	13.81	27.77
55	Sophie	Haycock-Jones	1994	2	U14	14.55	14.03	14.03	28.58
145	Rachael	Griffiths	1994	3	U14	14.85	14.08	14.08	28.93
86	Emma	Maslen	1994	F	U14	16.02	14.81	14.81	30.83
133	Alice	Luesley	1995	F	U14	16.5	15.68	15.68	32.18
54	Sophie	Bennett	1994	F	U14	16.6	15.94	15.94	32.54
113	Jessica	Devitt	1995	F	U14	16.73	16.26	16.26	32.99
59	Eleanor	Awaith-Behari	1995	F	U14	17.01	16.35	16.35	33.36
53	Laura	Jones	1905	F	U14	18.41	18.86	18.41	37.27
166	Esther	Roberts	1995	F	U14	19.94	18.8	18.8	38.74
74	Charlotte	Heaton	1994	F	U14	31.98	15.71	15.71	47.69
56	Alice	Beckett	1995	F	U14	17.19	36.23	17.19	53.42
124	Lily	Gibb	1995	F	U14	18.61	dsq	18.61	






Midland Ski Club



Under 14 Male Individual

Criteria: Sum of Two Runs

Bib #	Forename	Surname	YOB	M / F	Age grp	First Run	Second Run	Fastest Run	Individual Time
158	Sam	Allen	1994		U14	9.58	9.49	9.49	19.07
42	Adam	Lee	1994		U14	10.17	10.09	10.09	20.26
82	Ed	Brotherton	1995		U14	12.51	12.28	12.28	24.79
104	Jack	Rigby	1995	M	U14	13.72	13.22	13.22	26.94
79	Daniel	Griffin	1994	M	U14	14.14	13.79	13.79	27.93
126	Alex	Nailor	1995	M	U14	14.44	13.72	13.72	28.16
148	James	Buckel	1994	M	U14	14.67	14.47	14.47	29.14
171	Will	Salloway	1995	M	U14	14.69	14.74	14.69	29.43
169	Joe	Evans		M	U14	15.03	14.68	14.68	29.71
96	Nicholas	Clay	1995	M	U14	15.34	15.3	15.3	30.64
112	Jesse	Singleton	1994	M	U14	15.47	15.24	15.24	30.71
107	James	Wilkins	1995	M	U14	15.93	15.19	15.19	31.12
172	Will	Hulse	1995	M	U14	16.58	14.92	14.92	31.5
101	Jack	Johns	1995	M	U14	16.7	16.12	16.12	32.82
147	Jack	Powell	1994	M	U14	16.77	16.05	16.05	32.82
154	Ryan	Healy	1995	M	U14	17	18.63	17	35.63
167	Alasdair	Thorley	1994	M	U14	10.1	dsq	10.1	
71	Cahal	Molloy	1995	M	U14	dsq	13.97	13.97	



Midland Ski Club



Under 16 Female Individual

Criteria: Sum of Two Runs

Bib #	Forename	Surname	YOB	M / F	Age grp	First Run	Second Run	Fastest Run	Individual Time
91	Fiona	Jones	1992	1	U16	12.15	12.02	12.02	24.17
119	Emily	Gardner	1993	2	U16	16.97	16.18	16.18	33.15
48	Amelia	Spicer	1992	3	U16	16.59	17.41	16.59	34
129	Katie	Earle	1992	F	U16	18.58	18.05	18.05	36.63
72	Cara	Holly	1993	F	U16	20.07	17.95	17.95	38.02
58	Jo	Deardon	1995	F	U16	19.11	18.94	18.94	38.05
57	Abbie	Yapp	1995	F	U16	16.94	30.42	16.94	47.36
87	Emma	Farrington	1993	F	U16	dnf	dnf	0	









Midland Ski Club



Criteria: Sum of Two Runs

Under 16 Male Individual

Bib #	Forename	Surname	YOB	M / F	Age grp	First Run	Second Run	Fastest Run	Individual Time
138	Nick	Miller	1993		U16	9.23	9.33	9.23	18.56
175	Giles	Spencer	1992		U16	12.04	11.71	11.71	23.75
149	Richard	Bowman	1992		U16	14.33	13.7	13.7	28.03
174	Dave	Isaacs		M	U16	12.98	16.37	12.98	29.35
75	Connor	Foweraker	1992	M	U16	15	14.58	14.58	29.58
67	Ario	Bagheri	1992	M	U16	15.3	14.75	14.75	30.05
173	Gregg	Hawkins	1993	M	U16	16.95	20.02	16.95	36.97
105	Bradley	Jeans	1993	M	U16	dsq	20.65	20.65	
78	Dan	Nicholsen	1993	M	U16	dsq	13.67	13.67	
141	Osian	Foster	1992	M	U16	dsq	14.75	14.75	
109	Jason	Cooper	1993		U16	dsq	18.01	18.01	
143	Pete	Sewards	1993	M	U16	13.8	dsq	13.8	
66	Andy	Cooke	1993	M	U16	dnf	DNF	0	
157	Sam	Van Strien	1992	M	U16	dsq	15.87	15.87	
77	Martin	Bullard	1993	M	U16	dsq	13.63	13.63	
85	Alistair	Wishart	1993	M	U16	13.9	dsq	13.9	
64	Josh	Smith	1993	M	U16	dnf	dnf	0	

Jason Cooper winning U16 Special Needs Gold Medal



Midland Ski Club



Under 19 Female Individual

Criteria: Sum of Two Runs

Bib #	Forename	Surname	YOB	M / F	Age grp	First Run	Second Run	Fastest Run	Individual Time
178	Jenny	Musgrave		1	U19	16.41	15.15	15.15	31.56
179	Charlie	Pinder		2	U19	16.26	15.39	15.39	31.65
134	Naomi	Spicer	1990	3	U19	16.52	16.5	16.5	33.02
46	Amanda	Cooper	1990	F	U19	52.71	19.26	19.26	71.97





Midland Ski Club



Criteria: Sum of Two Runs

Under 19 Male Individual

Bib #	Forename	Surname	YOB	M / F	Age grp	First Run	Second Run	Fastest Run	Individual Time
73	Harry	Hornsby	1991	1	U19	9.36	9.32	9.32	18.68
120	Kit	Nicholsen	1991	2	U19	13.19	12.61	12.61	25.8
177	Tom	Mallin		3	U19	14.68	14.46	14.46	29.14
99	Richard	Wallis	1990	M	U19	17.64	16.69	16.69	34.33
125	Sam	Kershaw	1990	M	U19	15.89	19.44	15.89	35.33
81	Sam	Lister	1991	M	U19	dnf	dnf	0	





Midland Ski Club



Under 8 Team

Criteria: Sum of Best Runs from Three Individuals

School	Team #	Team Age	Bib #	Forename	Surname	DOB	M / F	Age grp	First Run	Second Run	Fastest Run	Final Team Time
Moseley C of E Primary	5	U8	115	Jessie	Simson	2000	F	U8	17.18	dsq	17.18	53.31
			127	Luke	Mansell	2000	M	U8	16.42	dsq	16.42	
			110	Jemima	Simson	2002	F	U8	22.4	23.17	22.4	
			139	Olivia	Pearce	2001	F	U8	29.18	19.71	19.71	
Dorridge Infant School	9	U8	142	Owen	Johns	2001	M	U8	dsq	15.12	15.12	50.14
			160	Scott	Johns	2003	M	U8	18.4	17.63	17.63	
			132	Morgan	Hammond	2001	M	U8	20.07	17.39	17.39	
			121	Lauren	Barnes	2001	F	U8	25.88	23.54	23.54	
Balsall Common	29	U8	95	Hadlee	Porter	2002	M	U8	dsq	24.75	24.75	51.29
			168	William	Smith	2002	M	U8	18.95	31.16	18.95	
			116	Joe	Hunt	2000	M	U8	16.71	16.74	16.71	
			136	Nathan	Goldsby-Taylor	2000	M	U8	16.83	15.63	15.63	
Balsall Common	30	U8	83	Edward	Macpherson	2001	M	U8	21.5	18.15	18.15	48.64
			122	Lewis	Smith	2000	M	U8	15.84	15.3	15.3	
			114	Jessica	Mayhew	2000	F	U8	15.19	15.3	15.19	
			146	Rachel	Mayhew	2002	F	U8	18.79	42.57	18.79	





Midland Ski Club



Under 10 Team

Criteria: Sum of Best Runs from Three Individuals

School	Team #	Team Age	Bib #	Forename	Surname	DOB	M / F	Age grp	First Run	Second Run	Fastest Run	Final Team Time
Moseley C of E Primary	6	U10	117	Jonty	Simson	1998	M	U10	15.27	15.9	15.27	47.33
			155	Sam	Mansell	1998	M	U10	16.49	16.4	16.4	
			89	Ewan	Bell	1998	M	U10	15.66	15.81	15.66	
			70	Beth	Pearce	1998	F	U10	18.92	17.46	17.46	
BlueCoat School	10	U10	130	Molly	Griffiths	1999	F	U10	23.23	21.04	21.04	56.38
			102	Jack	Barron	2000	M	U8	17.2	14.79	14.79	
			47	Amelia	Burchall	1999	F	U10	dnf	dnf	0	
			90	Melissa	Yuan	1999	F	U10	20.55	23.97	20.55	
Balsall Common	33	U10	164	Ruby	Griffin	1998	F	U10	16.53	dsq	16.53	48.85
			123	Liam	McSorley	1999	M	U10	dsq	16.85	16.85	
			152	Thomas	Lawrence	1999	M	U10	16.25	15.47	15.47	
Balsall Common	34	U10	45	Alex	McPherson	1998	M	U10	19.26	18.25	18.25	54.22
			161	Sophie	Barlow	1998	F	U10	22.25	18.69	18.69	
			163	Steven	Floyd	1999	M	U10	17.28	41.52	17.28	





Midland Ski Club



Under 12 Team

Criteria: Sum of Best Runs from Three Individuals

School	Team #	Team Age	Bib #	Forename	Surname	DOB	M / F	Age grp	First Run	Second Run	Fastest Run	Final Team Time
Studley CofE Junior	15	U12	156	Sam	Smith	1997	M	U12	11.17	11.54	11.17	45.57
			135	Nathan	Smith	2002	M	U8	19.65	20.12	19.65	
			106	James	Wiseman	1996	M	U12	14.75	15.25	14.75	
Kenilworth School	20	U12	44	Alex	Spicer	1996	M	U12	17.12	16.69	16.69	48.71
			103	Jack	Barry	1996	M	U12	18.78	18	18	
			93	George	Hunter	1996	M	U12	16.62	16.18	16.18	
			108	James	Newbold	1996	M	U12	15.84	dsq	15.84	
Kenilworth School	21	U12	111	Jess	Beese	1996	F	U12	16.55	15.62	15.62	1034.25
			97	Holly	Henderson	1996	F	U12	19.93	18.63	18.63	
			144	Dan	Smith	1996	M	U12	dnf	dnf	0	
			68	Asher	Lines	1996	M	U12	dnf	dnf	0	
Holy Trinity	24	U12	49	Holly	Needham	1999	F	U10	18.59	17.33	17.33	49.95
			50	Imogen	Waters	1997	F	U12	16.04	15.99	15.99	
			51	Lauren	Bennett	1996	F	U12	16.63	16.92	16.63	
			52	Erica	Harris	1997	F	U12	18.3	17.37	17.37	
Crackley Hall School	28	U12	92	Freya	Eaton	1998	F	U10	12.09	12.23	12.09	40.84
			159	Sam	Doherty	1999	M	U10	14.27	14.12	14.12	
			165	Thori	Ingles	1997	F	U12	14.63	19.84	14.63	
			118	Jordan	Rigby	2000	M	U8	16.15	15.67	15.67	
Balsall Common	31	U12	137	Nicholas	Phelps	1997	M	U12	10.5	10.71	10.5	38.98
			94	Duncan	Thorley	1997	M	U12	13.87	13.73	13.73	
			84	Elliot	Smith	1996	M	U12	14.75	15.05	14.75	
			88	Emma	Booker	1997	F	U12	14.76	15.25	14.76	
Balsall Common	32	U12	128	Matthew	Barlow	1997	M	U12	17.06	16.74	16.74	55.09
			98	Imogen	Goldsby-Taylor	1997	F	U12	20.91	19.72	19.72	
			190					U12	0	0	0	
			76	Crystal	Wilkins	1997	F	U12	18.63	41	18.63	
Arden	36	U12	60	Zak	Nolan	1996	M	U12	dsq	14.22	14.22	45.22
			61	Jonny	Foulkes	1996	M	U12	16.04	15.39	15.39	
			62	Harry	Stevens	1996	M	U12	15.61	DNF	15.61	
			63	Gabby	Sale		F	U12	dnf	dnf	0	





Midland Ski Club



Under 14 Team

Criteria: Sum of Best Runs from Three Individuals

School	Team #	Team Age	# Bib	Forename	Surname	DOB	M / F	Age grp	First Run	Second Run	Fastest Run	Final Team Time
Edgbaston High	7	U14	145	Rachael	Griffiths	1994	F	U14	14.85	14.08	14.08	44.57
			86	Emma	Maslen	1994	F	U14	16.02	14.81	14.81	
			133	Alice	Luesley	1995	F	U14	16.5	15.68	15.68	
The Streetly School	8	U14	41	Abbie	Williams	1995	F	U14	13.81	13.96	13.81	45.03
			101	Jack	Johns	1995	M	U14	16.7	16.12	16.12	
			162	Stephen	Lee	1996	M	U12	15.88	15.1	15.1	
			154	Ryan	Healy	1995	M	U14	17	18.63	17	
Heart of England	14	U14	43	Will	Field	1996	M	U12	13.6	14.79	13.6	44.17
			79	Daniel	Griffin	1994	M	U14	14.14	13.79	13.79	
			131	Molly	Griffin	1996	F	U12	16.93	16.78	16.78	
Kenilworth School	18	U14	112	Jesse	Singleton	1994	M	U14	15.47	15.24	15.24	38.65
			71	Cahal	Molloy	1995	M	U14	dsq	13.97	13.97	
			107	James	Wilkins	1995	M	U14	15.93	15.19	15.19	
			158	Sam	Allen	1994	M	U14	9.58	9.49	9.49	
Kenilworth School	19	U14	113	Jessica	Devitt	1995	F	U14	16.73	16.26	16.26	50.58
			124	Lily	Gibb	1995	F	U14	18.61	dsq	18.61	
			74	Charlotte	Heaton	1994	F	U14	31.98	15.71	15.71	
Holy Trinity	25	U14	53	Laura	Jones	1905	F	U14	18.41	18.86	18.41	47.16
			54	Sophie	Bennett	1994	F	U14	16.6	15.94	15.94	
			55	Sophie	Haycock-Jones	1994	F	U14	14.55	14.03	14.03	
			56	Alice	Beckett	1995	F	U14	17.19	36.23	17.19	
Princethorpe College	35	U14	140	Ollie	Eaton	1996	M	U12	11.52	10.99	10.99	36.49
			82	Ed	Brotherton	1995	M	U14	12.51	12.28	12.28	
			151	Robyn	Doherty	1996	F	U12	13.52	13.52	13.52	
			104	Jack	Rigby	1995	M	U14	13.72	13.22	13.22	
Arden	37	U14	169	Joe	Evans		M	U14	15.03	14.68	14.68	43.09
			126	Alex	Nailor	1995	M	U14	14.44	13.72	13.72	
			171	Will	Salloway	1995	M	U14	14.69	14.74	14.69	
			172	Will	Hulse	1995	M	U14	16.58	14.92	14.92	
Solihull	42	U14	153	Elizabeth	Thomas	1996	F	U12	11.02	10.91	10.91	40.68
			148	James	Buckel	1994	M	U14	14.67	14.47	14.47	
			147	Jack	Powell	1994	M	U14	16.77	16.05	16.05	
			96	Nicholas	Clay	1995	M	U14	15.34	15.3	15.3	

Fastest Overall Team Of the Day





Midland Ski Club



Under 16 Team

Criteria: Sum of Best Runs from Three Individuals

School	Team #	Team Age	Bib #	Forename	Surname	DOB	M / F	Age grp	First Run	Second Run	Fastest Run	Final Team Time
Droitwich Spa High	2	U16	67	Ario	Bagheri	1992	M	U16	15.3	14.75	14.75	39.42
			42	Adam	Lee	1994	M	U14	10.17	10.09	10.09	
			75	Connor	Foweraker	1992	M	U16	15	14.58	14.58	
			105	Bradley	Jeans	1993	M	U16	dsq	20.65	20.65	
Heart of England	13	U16	149	Richard	Bowman	1992	M	U16	14.33	13.7	13.7	38.55
			141	Osian	Foster	1992	M	U16	dsq	14.75	14.75	
			167	Alasdair	Thorley	1994	M	U14	10.1	dsq	10.1	
Kenilworth School	16	U16	138	Nick	Miller	1993	M	U16	9.23	9.33	9.23	41.04
			109	Jason	Cooper	1993	M	U16	dsq	18.01	18.01	
			143	Pete	Sewards	1993	M	U16	13.8	dsq	13.8	
			66	Andy	Cooke	1993	M	U16	dnf	DNF	0	
Kenilworth School	17	U16	87	Emma	Farrington	1993	F	U16	dnf	dnf	0	52.59
			72	Cara	Holly	1993	F	U16	20.07	17.95	17.95	
			129	Katie	Earle	1992	F	U16	18.58	18.05	18.05	
			48	Amelia	Spicer	1992	F	U16	16.59	17.41	16.59	
Holy Trinity	26	U16	57	Abbie	Yapp	1995	F	U16	16.94	30.42	16.94	52.09
			58	Jo	Deardon	1995	F	U16	19.11	18.94	18.94	
			59	Eleanor	Awaith-Behari	1995	F	U14	17.01	16.35	16.35	
			166	Esther	Roberts	1995	F	U14	19.94	18.8	18.8	
Arden	38	U16	173	Gregg	Hawkins	1993	M	U16	16.95	20.02	16.95	41.64
			174	Dave	Isaacs		M	U16	12.98	16.37	12.98	
			175	Giles	Spencer	1992	M	U16	12.04	11.71	11.71	
			176	Charlotte	Brookson		F	U16	dnf	dnf	0	





Midland Ski Club



Under 19 Team

Criteria: Sum of Best Runs from Three Individuals

School	Team #	Team Age	Bib #	Forename	Surname	DOB	M / F	Age grp	First Run	Second Run	Fastest Run	Final Team Time
St Benedicts RC High	11	U19	91	Fiona	Jones	1992	F	U16	12.15	12.02	12.02	38.30
			120	Kit	Nicholsen	1991	M	U19	13.19	12.61	12.61	
			78	Dan	Nicholsen	1993	M	U16	dsq	13.67	13.67	
Kenilworth School	22	U19	46	Amanda	Cooper	1990	F	U19	52.71	19.26	19.26	51.94
			134	Naomi	Spicer	1990	F	U19	16.52	16.5	16.5	
			119	Emily	Gardner	1993	F	U16	16.97	16.18	16.18	
Kenilworth School	23	U19	157	Sam	Van Strien	1992	M	U16	dsq	15.87	15.87	48.45
			125	Sam	Kershaw	1990	M	U19	15.89	19.44	15.89	
			99	Richard	Wallis	1990	M	U19	17.64	16.69	16.69	
			81	Sam	Lister	1991	M	U19	dnf	dnf	0	
Arden	39	U19	177	Tom	Mallin		M	U19	14.68	14.46	14.46	45.00
			178	Jenny	Musgrave		F	U19	16.41	15.15	15.15	
			179	Charlie	Pinder		F	U19	16.26	15.39	15.39	
			65	Matt	Vincent		M	U19	dnf	dnf	0	
Solihull	40	U19	73	Harry	Hornsby	1991	M	U19	9.36	9.32	9.32	36.85
			77	Martin	Bullard	1993	M	U16	dsq	13.63	13.63	
			85	Alistair	Wishart	1993	M	U16	13.9	dsq	13.9	





Midland Ski Club



Fastest Overall Female

Criteria: Sum of Two Runs

Bib #	Forename	Surname	YOB	M / F	Age grp	First Run	Second Run	Fastest Run	Individual Time
153	Elizabeth	Thomas	1996	F	U12	11.02	10.91	10.91	21.93
91	Fiona	Jones	1992	F	U16	12.15	12.02	12.02	24.17
92	Freya	Eaton	1998	F	U10	12.09	12.23	12.09	24.32
151	Robyn	Doherty	1996	F	U12	13.52	13.52	13.52	27.04
41	Abbie	Williams	1995	F	U14	13.81	13.96	13.81	27.77
55	Sophie	Haycock-Jones	1994	F	U14	14.55	14.03	14.03	28.58
145	Rachael	Griffiths	1994	F	U14	14.85	14.08	14.08	28.93
88	Emma	Booker	1997	F	U12	14.76	15.25	14.76	30.01
114	Jessica	Mayhew	2000	F	U8	15.19	15.3	15.19	30.49
86	Emma	Maslen	1994	F	U14	16.02	14.81	14.81	30.83



Midland Ski Club



Fastest Overall Male

Criteria: Sum of Best Runs

Bib #	Forename	Surname	YOB	M / F	Age grp	First Run	Second Run	Fastest Run	Individual Time
138	Nick	Miller	1993	M	U16	9.23	9.33	9.23	18.56
73	Harry	Hornsby	1991	M	U19	9.36	9.32	9.32	18.68
158	Sam	Allen	1994	M	U14	9.58	9.49	9.49	19.07
42	Adam	Lee	1994	M	U14	10.17	10.09	10.09	20.26
137	Nicholas	Phelps	1997	M	U12	10.5	10.71	10.5	21.21
140	Ollie	Eaton	1996	M	U12	11.52	10.99	10.99	22.51
156	Sam	Smith	1997	M	U12	11.17	11.54	11.17	22.71
175	Giles	Spencer	1992	M	U16	12.04	11.71	11.71	23.75
82	Ed	Brotherton	1995	M	U14	12.51	12.28	12.28	24.79
120	Kit	Nicholsen	1991	M	U19	13.19	12.61	12.61	25.8
104	Jack	Rigby	1995	M	U14	13.72	13.22	13.22	26.94